

VALTORC

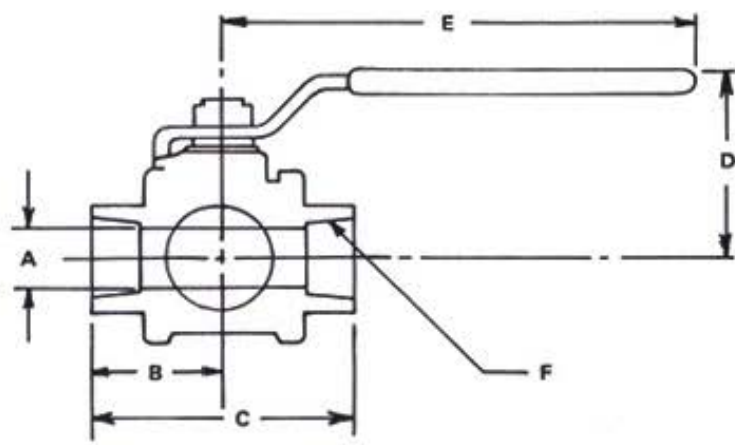
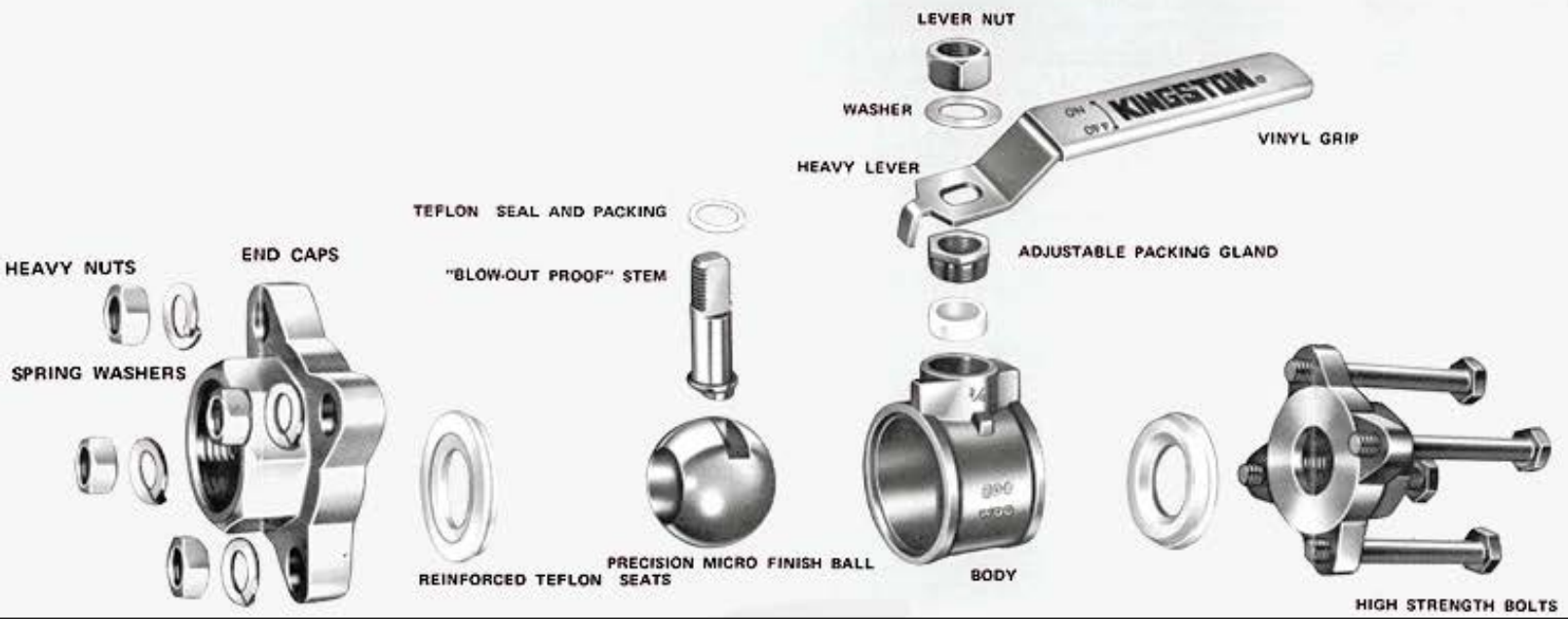
WWW.VALTORC.COM
AJBENTAL@VALTORC.COM
1 (866) VALTORC

KINGSTON[®]

**STAINLESS STEEL
800 POUND BALL VALVES**

3 PIECE - FULL PORT

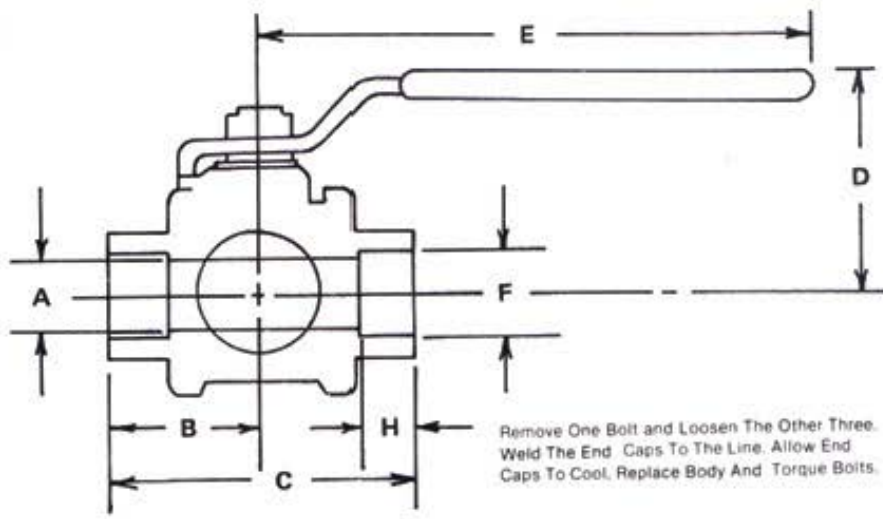




Ball valves

316 STAINLESS STEEL – THREADED END

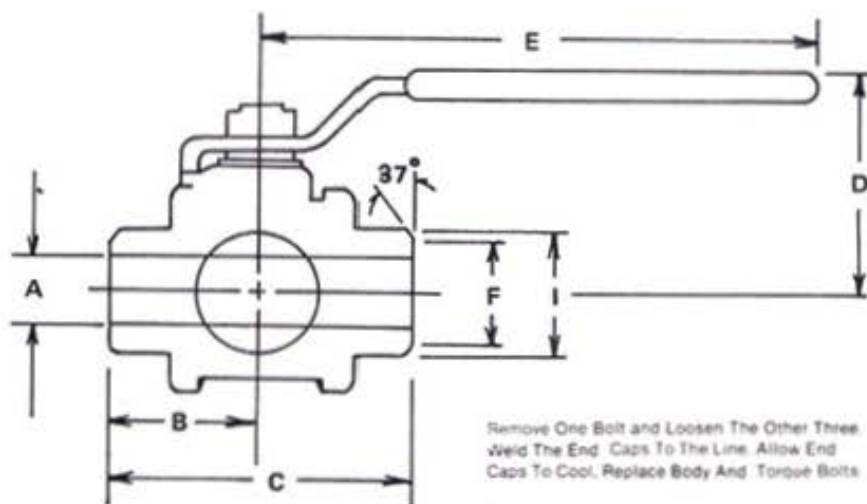
NUMBER	SIZE	A	B	C	D	E	F
7101	1/4"	0.437" (11.1mm)	1.24" (31.5mm)	2.48" (63mm)	1.89" (48mm)	3.78" (96mm)	1/4" NPT DIN BSPT
7102	3/8"	0.5" (12.7mm)	1.24" (31.5mm)	2.48" (63mm)	1.89" (48mm)	3.78" (96mm)	3/8" "
7103	1/2"	0.626" (15.9mm)	1.427" (36.25mm)	2.854" (72.5mm)	2.126" (54mm)	4.882" (124mm)	1/2" "
7104	3/4"	0.813" (20.64mm)	1.653" (42mm)	3.307" (84mm)	2.244" (57mm)	4.882" (124mm)	3/4" "
7105	1"	1.0" (25.4mm)	1.910" (48.5mm)	3.818" (97mm)	2.52" (64mm)	5.591" (142mm)	1" "
7106	1 1/4"	1.25" (31.75mm)	2.362" (60mm)	4.724" (120mm)	2.756" (70mm)	5.591" (142mm)	1 1/4" "
7107	1 1/2"	1.5" (38.1mm)	2.638" (67mm)	5.275" (134mm)	3.386" (86mm)	7.953" (202mm)	1 1/2" "
7108	2"	2.0" (50.8mm)	3.001" (76.25mm)	6.003" (152.5mm)	3.661" (93mm)	7.953" (202mm)	2" "
7109	2 1/2"	2.56" (65mm)	3.421" (86.9mm)	6.843" (173.8mm)	5.189" (131.8mm)	9.697" (246.3mm)	2 1/2" "
7110	3"	3.15" (80mm)	3.756" (95.4mm)	7.512" (190.8mm)	5.65" (143.5mm)	9.697" (246.3mm)	3" "



Ball valves

316 STAINLESS STEEL – SOCKET WELD

NUMBER	SIZE	A	B	C	D	E	F	H
7201	¼"	0.437" (11.1mm)	1.24" (31.5mm)	2.48" (63mm)	1.89" (48mm)	3.78" (96mm)	0.568" (14.42mm)	0.437" (11.1mm)
7202	⅜"	0.5" (12.7mm)	1.24" (31.5mm)	2.48" (63mm)	1.89" (48mm)	3.78" (96mm)	0.69" (17.52mm)	0.437" (11.1mm)
7203	½"	0.626" (15.9mm)	1.427" (36.25mm)	2.854" (72.5mm)	2.126" (54mm)	4.882" (124mm)	0.855" (21.71mm)	0.5" (12.7mm)
7204	¾"	0.813" (20.64mm)	1.653" (42mm)	3.307" (84mm)	2.244" (57mm)	4.882" (124mm)	1.065" (27.05mm)	0.562" (14.28mm)
7205	1"	1.0" (25.4mm)	1.910" (48.5mm)	3.818" (97mm)	2.52" (64mm)	5.591" (142mm)	1.33" (33.78mm)	0.625" (15.87mm)
7206	1¼"	1.25" (31.75mm)	2.362" (60mm)	4.724" (120mm)	2.756" (70mm)	5.591" (142mm)	1.675" (42.54mm)	0.687" (17.46mm)
7207	1½"	1.5" (38.1mm)	2.638" (67mm)	5.275" (134mm)	3.386" (86mm)	7.953" (202mm)	1.915" (48.64mm)	0.75" (19.05mm)
7208	2"	2.0" (50.8mm)	3.001" (76.25mm)	6.003" (152.5mm)	3.661" (93mm)	7.953" (202mm)	2.406" (61.1mm)	0.875" (22.22mm)
7209	2½"	2.56" (65mm)	3.421" (86.9mm)	6.843" (173.8mm)	5.189" (131.8mm)	9.697" (246.3mm)	2.91" (73.9mm)	0.875" (22.22mm)
7210	3"	3.15" (80mm)	3.756" (95.4mm)	7.512" (190.8mm)	5.65" (143.5mm)	9.697" (246.3mm)	3.542" (89.96mm)	1.0" (25.4mm)



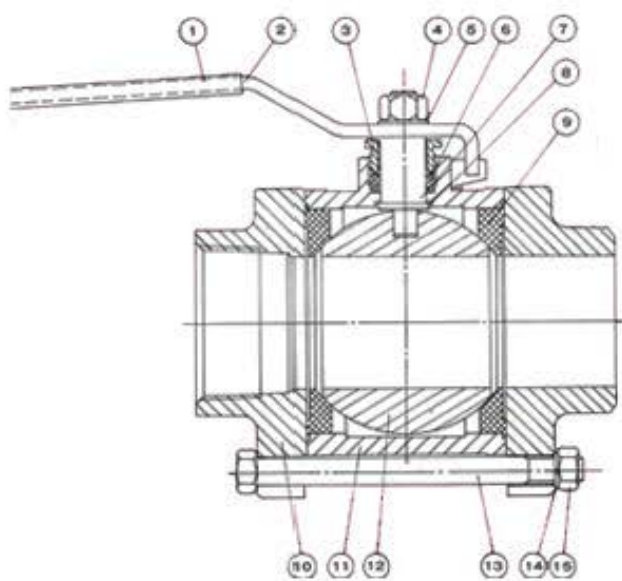
Remove One Bolt and Loosen The Other Three
 Weld The End Caps To The Line. Allow End
 Caps To Cool. Replace Body And Torque Bolts



Ball valves

316 STAINLESS STEEL – BUTT WELD

NUMBER	SIZE	A	B	C	D	E	F	I
7301	¼"	0.437" (11.1mm)	1.24" (31.5mm)	2.48" (63mm)	1.89" (48mm)	3.78" (96mm)	0.354" (9mm)	0.551" (14mm)
7302	¾"	0.5" (12.7mm)	1.24" (31.5mm)	2.48" (63mm)	1.89" (48mm)	3.78" (96mm)	0.472" (12mm)	0.709" (18mm)
7303	½"	0.626" (15.9mm)	1.427" (36.25mm)	2.854" (72.5mm)	2.126" (54mm)	4.882" (124mm)	0.67" (17mm)	0.84" (21.34mm)
7304	¾"	0.813" (20.64mm)	1.653" (42mm)	3.307" (84mm)	2.244" (57mm)	4.882" (124mm)	0.866" (22mm)	1.05" (26.67mm)
7305	1"	1.0" (25.4mm)	1.910" (48.5mm)	3.818" (97mm)	2.52" (64mm)	5.591" (142mm)	1.102" (28mm)	1.315" (33.40mm)
7306	1¼"	1.25" (31.75mm)	2.362" (60mm)	4.724" (120mm)	2.756" (70mm)	5.591" (142mm)	1.378" (35mm)	1.66" (42.16mm)
7307	1½"	1.5" (38.1mm)	2.638" (67mm)	5.275" (134mm)	3.386" (86mm)	7.953" (202mm)	1.693" (43mm)	1.99" (50.55mm)
7308	2"	2.0" (50.8mm)	3.001" (76.25mm)	6.003" (152.5mm)	3.661" (93mm)	7.953" (202mm)	2.126" (54mm)	2.375" (60.33mm)
7309	2½"	2.56" (65mm)	3.421" (86.9mm)	6.843" (173.8mm)	5.189" (131.8mm)	9.697" (246.3mm)	2.717" (69mm)	3.09" (78.5mm)
7310	3"	3.15" (80mm)	3.756" (95.4mm)	7.512" (190.8mm)	5.65" (143.5mm)	9.697" (246.3mm)	3.307" (84mm)	3.937" (100mm)
7311	4"	3.937" (100mm)	4.226" (107.35mm)	8.453" (214.7mm)	6.579" (167.1mm)	11.705" (297.3mm)	4.095" (104mm)	4.921" (125mm)



Item	Part Name	Material
1	Lever Sleeve	Vinyl Plastic
2	Lever	ASTM A167 Type304
3	Packing Gland	ASTM A276 Type316
4	Lever Nut	ASTM A492 Type304
5	Washer	ASTM A167 Type304
6	Seal	PTFE
7	Stem	ASTM A276 Type316
8	Packing	PTFE
9	Seats	PTFE + 15% Glass Fibers
10	End Caps	ASTM A351 Gr. CF8M
11	Body	ASTM A351 Gr. CF8M
12	Ball	ASTM A351 Type316
13	Bolts	ASTM A492 Type304
14	Spring Washers	ASTM A492 Type304
15	Nuts	ASTM A492 Type304

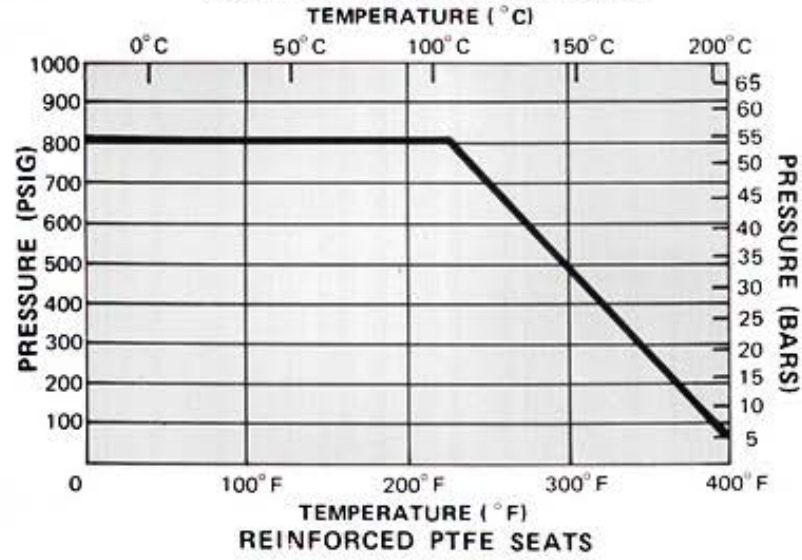
BOLT TORQUE

SIZE	KG-CM	INCH-LBS
¼"	80 ~ 120	69 ~ 104
⅜"	80 ~ 120	69 ~ 104
½"	200 ~ 300	173 ~ 260
¾"	200 ~ 300	173 ~ 260
1"	200 ~ 300	173 ~ 260
1¼"	250 ~ 350	217 ~ 304
1½"	250 ~ 350	217 ~ 304
2"	250 ~ 350	217 ~ 304
2½"	300 ~ 400	260 ~ 347
3"	350 ~ 450	304 ~ 390
4"	350 ~ 450	304 ~ 390

OPERATING TORQUES (Torque values are maximum for all normal conditions.)

SIZE	KG-CM	INCH-LBS
¼"	40	35
⅜"	40	35
½"	46	40
¾"	92	80
1"	127	110
1¼"	207	180
1½"	259	225
2"	282	245
2½"	300	261
3"	680	591
4"	800	696

PRESSURE TEMPERATURE DATA



PACKING & WEIGHT

SIZE	WEIGHT		PIECES PER BOX
¼"	0.43 Kg	0.95 Lb	60 Pcs
⅜"	0.41 Kg	0.90 Lb	60 Pcs
½"	0.70 Kg	1.54 Lb	36 Pcs
¾"	0.97 Kg	2.13 Lb	30 Pcs
1"	1.34 kg	2.96 Lb	22 Pcs
1¼"	2.25 Kg	4.97 Lb	10 Pcs
1½"	3.40 Kg	7.51 Lb	8 pcs
2"	5.60 Kg	12.37 Lb	4 Pcs
2½"	7.90 Kg	17.45 Lb	2 Pcs
3"	12.70 Kg	28.10 Lb	1 Pcs
4"	21.00 Kg	46.40 Lb	1 Pcs

Box Size: 330mm x 165mm x 240mm
 Box Size of 4": 408mm x 224mm x 270mm